

SAMBHAV SOCIAL SERVICE ORGANISATION

BALANCE SHEET AS AT 31ST MARCH 2019

SOURCES OF FUNDS	Schedule	₹	₹
Corpus Fund			4263867
Other Funds	1		20676523
Loan from Banks/FIs under Micro Finance Scheme	2		15266680
Other Liabilities		1	2717230
Income & Expenditure Account			967,876
Total			<u>43892176</u>

APPLICATION OF FUNDS :

Fixed Assets	3		20037325
Investments	4		4346
Current Assets, Loans & Advances			
Grant Receivable	5	1719539	
Cash Imprest with staff		82016	
Loans to SHGs and others		20700661	
Advances		288076	
		<u>22790292</u>	
Balance with Scheduled Bank			
On Saving Bank Accounts		861645	
On Fixed Deposit Accounts		198568	23850505
Significant Accounting Policies and Notes on Accounts	10		
Total			<u>43892176</u>
			0

As per our Separate Report Attached.

FOR GUPTA NAVIN K. & CO.,
Firm Registration Number: 006263C
CHARTERED ACCOUNTANTS

NK Gupta
PARTNER

Membership No. 075030

Gwalior Dated: 30.10.2019

UDIN: 19075030AAAAGA6147

For SAMBHAV SOCIAL SERVICE ORGANISATION

S. K. SINGH
SECRETARY

NEELAM KULSHRESTHA
TREASURER

SAMBHAV SOCIAL SERVICE ORGANISATION

INCOME & EXPENDITURE ACCOUNT FOR THE YEAR ENDED 31ST MARCH 2019

INCOME	Schedule	₹	₹	₹
1 Voluntary Contribution / Grants	5			
Specific Projects				
Grant Received during the year				
In cash		4830824		
			4830824	
Less: Receivable Amount as on 01.04.2018			848582	
Add: Receivable Amount as on 31.03.2019			<u>1719539</u>	5701781
2 Interest from Bank				57938
3 Donation & Voluntary Contribution and Misc. Receipts				2354097
				<u>8113816</u>
EXPENDITURE				
1 Salaries & Other Benefits	6	2096506		
2 Programme & Activities	7	4954524		
3 Administration Expenses	8	926671		7977701
Excess of Income over Expenditure				<u>136115</u>
Less: Transfer to Fixed Assets Fund				
- Specific Project	9	35751		35751
Excess of Income over Expenditure				<u>100364</u>
Income/ (Expenditure) Account				867512
Brought forward from Previous Year				
Excess of Income Over Expenditure				<u>967876</u>
carried over to Balance Sheet				
Significant Accounting Policies				
and notes on Accounts	10			

As per our separate report attached

FOR GUPTA NAVIN K. & CO.,
Firm Registration Number: 006263C
CHARTERED ACCOUNTANTS

NK Gupta
PARTNER

Membership No: 075030
Gwalior Dated: 30.10.2019
UDIN 19075030AAAAGA6147



For SAMBHAV SOCIAL SERVICE ORGANISATION

S. K. SINGH
SECRETARY

NEELAM KULSHRESTHA
TREASURER

SAMBHAV SOCIAL SERVICE ORGANISATION
SCHEDULE TO THE BALANCE SHEET AS AT 31ST MARCH 2019 AND INCOME
& EXPENDITURE ACCOUNT FOR THE YEAR ENDED ON THAT DATE

SCHEDULE : 1

OTHER FUND :

(i) Fixed Assets Fund :			
Balance as per last account	17,954,752		
Add: Addition during the year	(182,316)	17,772,436	
(ii) Revolving Fund :			
Balance as per account	639,198	639,198	
(iii) Revaluation Reserve:			
Balance as per account	2,264,889	2,264,889	
Total		20,676,523	

SCHEDULE : 2

Loans from Banks/FIs under Micro Finance Scheme:

State Bank of India A/c 73299	-	
Indian Bank Bhopal A/c 6278	-	
Maanveeya Holdings Pvt. Ltd	12,875,000	
Rang De	35,820	
Habitat For Humanity India	1,357,860	
PNB OD A/c	-	
National Housing Bank	998,000	
Total	15,266,680	



SAMBHAV SOCIAL SERVICE ORGANISATION, GWALIOR
SCHEDULE "3" ANNEXED TO AND FORMING PART OF THE BALANCE SHEET
AS AT 31ST MARCH 2019

S.NO.	PARTICULARS	BALANCE AS AT 01/04/2018	ADDITION DURING THE YEAR	DISCARDED/ TRFD . DURING THE YEAR	TOTAL AS AT 31ST 3/31/2019
1	Land	3,742,337	-	-	3,742,337
2	Building	4,204,427	-	-	4,204,427
3	Furniture & Fixtures	803,575	25,371	90,847	738,099
4	Computer & Printers	1,680,555	-	105,000	1,575,555
5	Electrical Equipments	727,429	10,380	7,800	730,009
6	Office Equipments	439,921	-	14,420	425,501
7	Vehicles	3,018,704	-	-	3,018,704
8	Jetpump/Submersible Pumps	16,869	-	-	16,869
9	Borewell	65,672	-	-	65,672
10	Radio Station Equipments	1,760,307	-	-	1,760,307
11	Hospital Equipments	3,625,079	-	-	3,625,079
12	Projector	134,766	-	-	134,766
	Grand Total (Rs.)	20,219,641	35,751	218,067	20,037,325


SCHEDULE : 4
INVESTMENTS

Investment in UTI Mutual Fund
(1.144 units, NAV Rs.3511.3637 per unit)

4,346


Total

4,346



STATEMENT OF RECEIPTS, UTILISATION & UNSPENT GRANTS

S. No	Source/Activity	Opening Balance as on 01.04.2018	Receipts During the Year			Total	Utilisation During the Year	Unspent (Receivable) Balance as on 31.03.2019
			In Cash	In Kind	Bank Interest			
1	Christian Aid	(271)				(271)		(271)
2	AFPRO Old	(4,408)				(4,408)		(4,408)
3	Canadian International Development Agency (CIDA)	78,848				78,848		78,848
4	PACS	(20,350)				(20,350)		(20,350)
5	Water Aid, Satanwada	(78,502)				(78,502)		(78,502)
6	Water Aid, Lalitpur	1,652				1,652		1,652
7	Water Aid, Gwalior	(104,480)				(104,480)		(104,480)
8	AFPRO New	(723)				(723)		(723)
9	TCI	(96,240)				(96,240)		(96,240)
10	National Association for Blind (NAB)	(4,225)				(4,225)		(4,225)
11	CEH	(6,693)				(6,693)		(6,693)
12	Hospital FC	(287,738)				(287,738)		(287,738)
13	UN HABITAT & Water Aid Project	157,216				157,216		157,216
14	WIA Urban New CMT	(162,438)				(162,438)		(162,438)
15	ASA NREG	(355)				(355)		(355)
16	Water Aid Rural UP Scalling	174,655				174,655		174,655
17	khaj 2	140,466				140,466		140,466
18	WHO TB Shivpuri	(743)				(743)		(743)
19	AIFCIF Water Aid	(7,095)				(7,095)		(7,095)
20	CMT OLD	(1,410)				(1,410)		(1,410)
21	FINISH STUDY	(44,638)				(44,638)		(44,638)
22	FINISH REGULAR	(217,852)				(217,852)		(217,852)
23	FANSA	(2,980)				(2,980)		(2,980)
24	NIRMAL HFH	-				-		-
25	NIWAS HFH	(11,787)				(11,787)		(11,787)
26	Dhadkan-Community Radio	(24,444)				(24,444)		(24,444)
27	CESCI, Switzerland (ICH)	319,825			8,890	328,715	325,943	2,772
27	CADBURY	(226,282)				(226,282)		(226,282)
28	CAPART, New Delhi	(45,002)				(45,002)		(45,002)
29	Voluntary Health Association of India (L.C)	(425,808)				(425,808)		(425,808)
30	SAMBHAV R.C.H. NEW	(2,266)				(2,266)		(2,266)
31	UNICEF COMMUNITY RADIO	-				-		-
32	CAPART GVA	(358,783)				(358,783)		(358,783)
33	Right to Food	165				165		165
34	UNICEF BCC	(164,693)				(164,693)		(164,693)
35	NREG	(125,821)				(125,821)		(125,821)
36	TAHA- Development Alternatives, etc.	(51,328)				(51,328)		(51,328)
37	Helpage	(1,529)				(1,529)		(1,529)
38	NABARD	(289,995)				(289,995)		(289,995)
39	Unicef Wall Painting	(1,798)				(1,798)		(1,798)
40	SWE	69,305				69,305		69,305
41	ILCS	34,612				34,612		34,612
42	Development Alternative	(33,628)	196,000		643	163,015	161,266	1,749
43	Commonwealth (CEMC)	(1,568)				(1,568)		(1,568)
44	NRI M Ajeevika	(198,554)				(198,554)		(198,554)
45	Sesame Workshop India Trust	294				294		294
46	Ministry of Earth Science	(1,138)				(1,138)		(1,138)
47	Ministry of Panchayati Raj	(47,645)				(47,645)		(47,645)
48	Renew Power	785,421	1,899,962		14,197	2,699,580	2,510,569	189,011
49	Safe City	2,000				2,000		2,000
50	Apollo Tyres Foundation	(58,902)	58,902			-		-
51	Pariyatan (Akzonobel)	480,345	2,194,960		10,697	2,686,002	2,260,220	425,782
52	Sabla (Jan Urban Foundation)	3,169				3,169		3,169
53	Science for Women Health And Nutrition	15,557				15,557		15,557
54	Community Need Assessment	-	481,000		308	481,308	478,518	2,790
	TOTAL	(848,582)	4,830,824	-	34,735	4,016,977	5,736,516	(1,719,539)



SAMBHAV SOCIAL SERVICE ORGANISATION
SCHEDULE TO THE BALANCE SHEET AS AT 31ST MARCH 2019 AND INCOME
& EXPENDITURE ACCOUNT FOR THE YEAR ENDED ON THAT DATE

SCHEDULE : 6
SALARIES & OTHER BENEFITS :

1	Salary		2,096,506
2	Staff Welfare		
	Total		2,096,506

SCHEDULE : 7
PROGRAMME & ACTIVITIES EXPENSES :

1	Development Alternative		161,245
2	Project Renew Power		1,872,719
3	FC		216,602
4	MFI (SHG Women Sammelan)		31,966
5	Project Parivartan		1,089,033
6	Head Office :		
a)	Climate Change Program for school	42,299	
b)	Promotion of Solar Energy	69,481	
c)	Eye Camp	304,456	
d)	Community Radio Reporters Training	42,179	
e)	IEC Activities	71,296	
f)	Violence Against Women	267,153	
g)	AGM Expense	20,195	
h)	Swachh Bharat Abhiyan	106,375	
i)	Legal Aid to Sahariya	91501	
j)	Self Help Group Promotion	98164	
k)	Promotion of Non-Violence and Peace	75283	1,188,382
7	Community Need Assessment		394,577
	Total		4,954,524

SCHEDULE : 8
ADMINISTRATION EXPENSES:

1	Postage & Telephone		41,480
2	Printing & Stationary		20,052
3	Rent/Elect./Water		179,677
4	Staff Travel/Conveyance		14,000
5	Local Travel		42,223
6	Bank Charges		4,389
7	Insurance Expense		6,750
8	Building Repair		40,366
9	Recurring Expenditure		150,373
10	Miscellaneous		103
11	Accountant		60,000
12	Interest Paid		522
13	Computer Consumables		29,845
14	Project Director		180,000
15	Website Renewal Expense		1,416
16	Camera		14,129
17	Audit Cost		28,000
18	Management Cost		91,471
19	Radio Station Maintenance		21,875
	TOTAL		926,671

SCHEDULE : 9
CAPITAL EXPENSES:

1	Electrical Equipments		10,380
2	Furniture & Fixtures		25,371
	Total		35,751



SAMBHAV SOCIAL SERVICE ORGANISATION

SCHEDULE : 10

Schedule of significant accounting policies and notes on accounts annexed to and forming part of Balance Sheet as at 31st March 2019 and Income and Expenditure for the year ended on that date

1 SIGNIFICANT ACCOUNTING POLICIES

(i) Fixed Assets :

Fixed Assets are stated at cost.

(ii) Recognition of Income & Expenditure :

Items of Income & Expenditure are recognised on accrual basis

2 Amount spent on acquisition of Fixed Assets are charged to Income and Expenditure Account by crediting fixed assets fund.

3 In case of Micro Finance Activities the interest income is booked on receipt basis.

As per our separate report attached


FOR GUPTA NAVIN K. & CO.,
Firm Registration Number: 006263C
CHARTERED ACCOUNTANTS

NK Gupta
PARTNER

Membership No: 075030

Gwalior:Dated: 30.10.2019

UDIN:19075030AAAAGA6147



FOR SAMBHAV SOCIAL SERVICE ORGANISATION

S. K. SINGH
SECRETARY

N NEELAM KULSHRESTHA
TREASURER

(Handwritten signatures of S. K. Singh and N. Neelam Kulshrestha)

